




E-JET® SCREWS

**THE SOLUTION
FOR CONSTRUCTIVE
TIMBER WORK**





The ENGEL E-JET® wood construction screw is the proven and versatile solution when it comes to achieving fast and precise results.

Thanks to the European Technical Assessment (ETA) with CE marking, the E-JET® is suitable for all relevant areas of application in timber construction. The new Jetta® hexalobular drive with its stick-fit effect ensures easy and parallel smooth processing, even under difficult environmental conditions.

The Jetta® bit is included in every corresponding E-JET® packaging unit. The ENGEL E-JET® is available in the blue / yellow galvanized version, with partial or full thread, as well as optionally with Jetta® or Pozi drive*. The user benefit is a maximum flexibility with the best possible result.

E-JET® WOOD CONSTRUCTION SCREW

Countersunk head with milling pockets

Countersinking of the head without breakout and flat in the material.

New Jetta® hexalobular drive

The Jetta® drive with stick-fit effect guarantees the best, single-handed operation without any wobbling effect.



Reamer shank


Reduces the effort required for screwing and the battery life.

Convex spiral thread

Lower insertion resistance and avoid splintering and bursting of the wood.


Cut point

Better bite in the material, faster processing and a reduction in the splitting effect. Screwing in softwood is possible without pre-drilling.



* Pozi drive only available with yellow galvanized version



Type: Countersunk head with Jetta® hexalobular drive / Pozi drive
Material: Carbon steel, hardened
Surface: Blue / yellow galvanized, anti-friction coated
Features: Convex spiral thread, under head milling pockets, reamer shank (for partial thread), and cut point
Approvals: ETA-13/0536 and CE marking



Diameter	Total length	Thread length PT / FT (partial / full thread)		Head-Ø	Drive	Packing unit
<i>D [mm]</i>	<i>L [mm]</i>	<i>L1 [mm]</i>		<i>D_k [mm]</i>		<i>[pcs]</i>
3,0	20	-	17 FT	5,8	TX10 Jetta® +Pozi	1000
	25	-	22 FT			1000
	30	18 PT	27 FT			1000
	35	21 PT	32 FT			1000
	40	24 PT	37 FT			1000
	45	24 PT	-			500
	50	30 PT	-			500
3,5	16*	-	-	6,8	TX15 Jetta®+Pozi	1000
	18*	-	-			1000
	20	-	16,5 FT			1000
	25	-	21,5 FT			1000
	30	18 PT	26,5 FT			1000
	35	21 PT	31,5 FT			1000
	40	24 PT	36,5 FT			500
	45	24 PT	41,5 FT			500
	50	30 PT	46,5 FT			500
4,0	20*	-	-	7,8	TX20 Jetta®+Pozi	1000
	25	-	20,5 FT			1000
	30	18 PT	26 FT			1000
	35	21 PT	31 FT			1000
	40	24 PT	36 FT			500
	45	24 PT	42 FT			500
	50	30 PT	46 FT			500
	60	36 PT	-			500
	70	42 PT	-			200
	80	48 PT	-			200

Diameter	Total length	Thread length PT / FT (partial / full thread)		Head-Ø	Drive	Packing unit
<i>D [mm]</i>	<i>L [mm]</i>	<i>L1 [mm]</i>		<i>D_k [mm]</i>		<i>[pcs]</i>
4,5	20*	-	-	8,8	TX25 Jetta®+Pozi	500
	25	-	20,5 FT			500
	30	-	25,5 FT			500
	35	21 PT	30,5 FT			500
	40	24 PT	35,5 FT			500
	45	24 PT	40,5 FT			500
	50	30 PT	45,5 FT			500
	60	36 PT	-			200
	70	42 PT	-			200
	80	48 PT	-			200
5,0	30*	-	-	9,8	TX25 Jetta®+Pozi	500
	35	21 PT	30,5 FT			500
	40	24 PT	35,5 FT			500
	45	27 PT	40,5 FT			500
	50	27 PT	45,5 FT			200
	60	36 PT	-			200
	70	42 PT	-			200
	80	48 PT	-			200
	90	48 PT	-			100
	100	54 PT	-			100
	110	60 PT	-			100
	120	60 PT	-			100
6,0	40	24 PT	34 FT	11,8	TX30 Jetta®+Pozi	200
	45	27 PT	39 FT			200
	50	30 PT	44 FT			200
	60	36 PT	-			200
	70	42 PT	-			200
	80	48 PT	-			200
	90	48 PT	-			100
	100	54 PT	-			100
	110	60 PT	-			100
	120	60 PT	-			100
	130	60 PT	-			100
	140	70 PT	-			100
	150	70 PT	-			100
	160	70 PT	-			100
	180	70 PT	-			100
	200	70 PT	-			100
	220	70 PT	-			100
	240	70 PT	-			100
	260	70 PT	-			50
	280	70 PT	-			50
300	70 PT	-	50			

* Dimensions 3.5x16, 3.5x18, 4x20, 4.5x20 and 5x30 are not part of the approval.



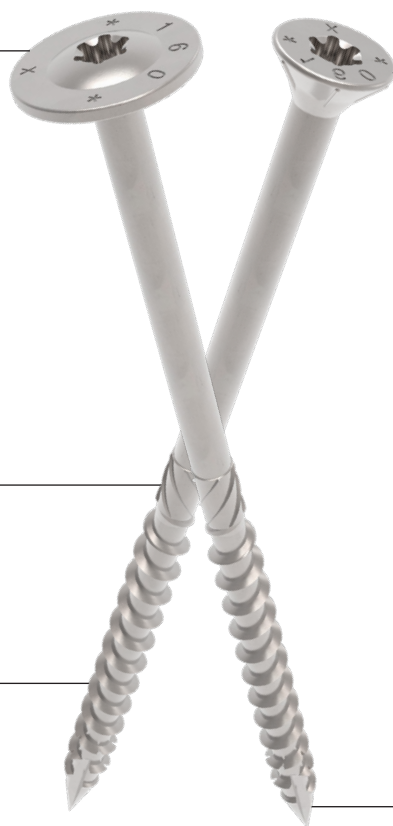
The E-JET® X timber construction screw is the logical and consistent further development of the successful ENGEL E-JET® wood construction screw. The E-JET® X combines useful properties, such as for structural timber engineering and the fastening of on-roof insulation systems, paired with the highest quality standards.

As a result, the E-JET® X successfully joins the ENGEL E-JET® brand family as the youngest member.

The European Technical Assessment (ETA) with CE marking makes the E-JET® X suitable for the most demanding design requirements and offers maximum flexibility thanks to its design with both countersunk and wafer head.

The user benefits from the best possible result due to fast, practical processing in combination with an outstanding surface appearance.

E-JET® X TIMBER CONSTRUCTION SCREW



Wafer head
High head pull-through values and a better contact pressure.

Countersunk head with milling ribs
Clean, flush countersinking of the screw in the material.

Reamer shank
Reduces the effort required for screwing and the battery life.

Coarse thread
Easier screwing and minimizing of splintering and bursting of the wood.

Cutting edge with serrated thread
Better bite in the material, faster processing and a reduction in the splitting effect. Screwing in softwood is possible without pre-drilling.

Type: Countersunk head with TX hexalobular drive
Material: Carbon steel, hardened
Surface: Blue galvanized, anti-friction coated
Features: Coarse thread, under head milling ribs, reamer shank and cutting edge with serrations
Approvals: ETA-21/0055 and CE marking



Diameter	Total length	Thread length (partial thread)	Head-Ø	Drive	Packing unit
<i>D [mm]</i>	<i>L [mm]</i>	<i>L1 [mm]</i>	<i>D_k [mm]</i>		<i>[pcs]</i>
8,0	80	52	14,5	TX40	50
	100	52			
	120	52			
	140	80			
	160	80			
	180-400*	100			
10,0	80	52	18,0	TX50	50
	100	52			
	120	52			
	140	80			
	160-400*	100			

Type: Wafer head with TX hexalobular drive
Material: Carbon steel, hardened
Surface: Blue galvanized, anti-friction coated
Features: Coarse thread, under head milling ribs, reamer shank and cutting edge with serrations
Approvals: ETA-21/0055 and CE marking



Diameter	Total length	Thread length (partial thread)	Head-Ø	Drive	Packing unit
<i>D [mm]</i>	<i>L [mm]</i>	<i>L1 [mm]</i>	<i>D_k [mm]</i>		<i>[pcs]</i>
6,0	60	52	15,0	TX30	100
	80	52			
	100	52			
	120	52			
	140	75			
	160	75			
	180	75			
	200	75			
8,0	80	52	22,0	TX40	50
	100	52			
	120	52			
	140	80			
	160	80			
	180-400*	100			
10,0	100	52	25,0	TX50	50
	120	52			
	140	80			
	160-400*	100			

* At a distance of 20mm

YOUR PARTNER FOR SUCCESSFUL CONNECTIONS



ENGEL connects

Connections are our element.

All our actions are focused towards creating benefit for our customers. Therefore, we develop targeted, flexible solutions. Combined with our high level of service in performance and support, we create sustainable business relationships beyond the product. We live honest cooperation at eye level and are a fair and reliable partner.



ENGEL – the partner for distributors

Assortment with innovation

We are the reliable and sustainable partner of the distributors in the heart of Europe. With an attractive portfolio and a strong own brand for wood construction, we offer the highest quality for the assortment of our trade customers. Together with our various customer services, we master the challenges of the specialized trade with great passion.



With safety - ENGEL

Individual C-parts Management for Industry

Our innovative C-parts management systems ensure security of supply for our industrial customers. We are the procurement service provider for medium-sized companies and develop dynamic solutions tailored to the customer. Competent handling, lean processes and high transparency ensure a long-term success.



ENGEL – suitable in every connection

If it doesn't exist, we make it!

We realize high-quality special and drawing parts, meeting the special requirements of our partners. With our experience and technical knowledge, we support our customers from development to series production. This is how we create tailor-made solutions for the tasks of our customers.



Reliably into the future with ENGEL

Responsibility for balance

We are convinced that long-term success can only be achieved by acting sustainably with regard to the environment, business partners, employees and society. Therefore, we actively face all challenges and strive for a balance between ecological, social and economic needs. We see our actions as an essential building block for a successful and sustainable partnership.



ENGEL connects

not only products, but also people! For more than 70 years.



ENGEL

CONNECTS

Verbindungselemente ENGEL GmbH

Weltestraße 2 + 4
88250 Weingarten

Phone +49(0)751 / 407-0
Fax +49(0)751 / 47250



engel@schrauben-engel.de
www.schrauben-engel.de

You can find us on:

